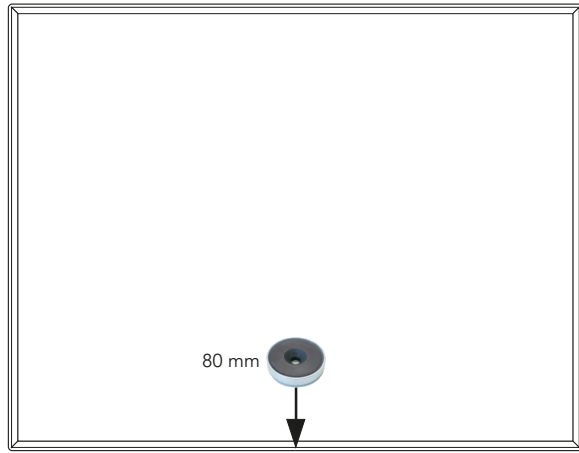



Montageanleitung

CHAT BOARD® Classic

CHAT BOARD A/S
Tempovej 10
DK-2750 Ballerup
Tel. +45 44845144
Fax +45 44845688
info@chat-board.dk
www.chat-board.dk



Horizontale Montage



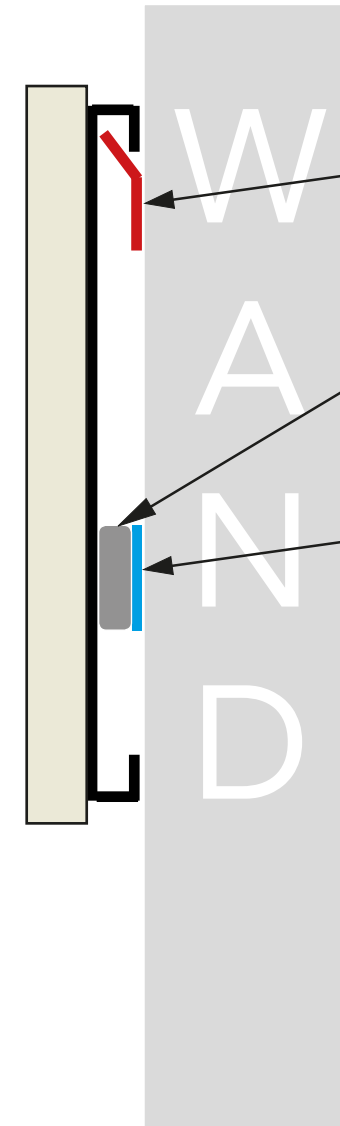
Vertikale Montage

Anleitung:

Befestigen Sie die Hängeschiene so an der Wand, dass sie sich 5mm unter der gewünschten Position des Boards befindet. Die Schienenöffnung zeigt nach oben. Verwenden Sie Schrauben und Dübel, die für das Material der Wand geeignet sind.

Befestigen Sie den Montagemagnet an der Wand wie oben angegeben – In der Mitte der Tafel und 80 mm vom Zentrum des Magnets bis zur unteren Kante der Tafel.

Platzieren Sie jetzt die Tafel zentral auf der Hängeschiene. Die Tafel wird durch die Magnete an der Wand festgehalten.



Inhalt:



1 x Hängeschiene



1 x Montagemagnet




1 x Unterlegscheibe



1 x Schwarzer Magnet mit Ring



2 x Chrome type Magnete



1 x Dry-Erase Filzschreiber

Safety precautions and hazard warnings!

CHAT BOARD A/S
Tempovej 10
DK-2750 Ballerup
Tel. +45 44845144
Fax +45 44845688
info@chat-board.dk
www.chat-board.dk



Following guidelines should be observed and known to all people handling magnetic material, especially Rare Earth magnetic materials.

Always keep a safe distance of strong magnetic fields. "Guidelines on limits of exposure to static magnetic fields" concerning health are available at the International Commission on Non-Ionizing Radiation Protection. Strong magnetic fields can disrupt and destroy magnetic data carriers, such as credit cards, electronic & mechanical components, and similar devices.

Always wear protective glasses and/or other protective equipment to prevent risk of injury from splintering and crushing. Avoid impact as sintered magnets are hard and brittle and will shatter into many sharp fragments.

To avoid crushing the skin, magnets should be handled with great care because of the strong attractive forces. Allergic reactions might occur to people with known allergies to ceramic or metallic substances. Always wear protection while handling magnets!

Operating temperatures and radiation

The highest allowed operating temperature of our magnet materials varies between 80C and 450C. Permanent magnets should not be exposed to ionizing radiation for long periods of time. They will lose their magnetization.

Possible explosion or fire

Magnets can emit sparks on impact and must be handled in areas with no risk of explosion! Grinding dust and shavings are combustible. These processes should be done in an inert gas environment. Or, always have a constant water flow at the mechanical processing point of Rare Earth magnets! Even dried-out grinding wheel shavings and debris can combust. In case of fire, to extinguish, only use sand or powder type fire extinguisher, equipped with metal fire powder.

Storage and transportation

Rare earth magnets must be stored in a dry environment. For transport, such as air cargo the regulations for Stray Magnetic Fields apply (International Air Transport Association - Dangerous Goods Regulations). Goods that will be sent by air cargo must pack in a suitable manner (by using shielding), which will prevent any magnetic fields from escaping, and any such emissions are kept below the requirements according IATA regulations. If packaging, received by air, is untouched and still in place, it does not have to be considered as dangerous goods during air transport.

Choking hazard:

Not for children under 6 years. This product contains small magnets. Swallowed magnets can stick together across intestines causing serious infections and death. Seek immediate medical attention if magnets are swallowed.

If you have any further questions about handling and using our magnet material, please contact us.

CHAT-BOARD® by CHAT BOARD A/S
Tempovej 10 – DK 2750 Ballerup
Denmark
T +45 4484 5144 info@chat-board.dk